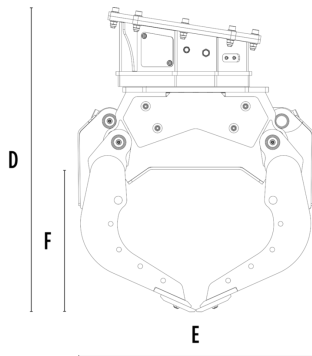
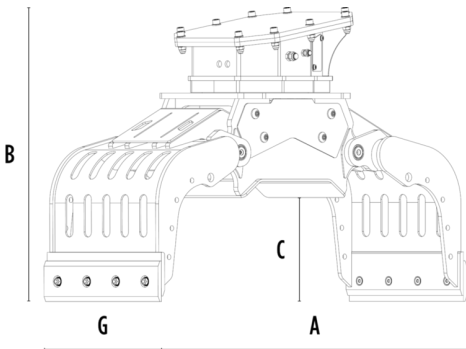


SORTING GRAPPLE

MB-G500 S4



SPECIFICATIONS




Recommended excavator	ton	5 - 8
Weight	ton	0,42
Capacity (claws closed)	m³	0,18
Rotation	Degree	360°
Oil pressure (rotation)	bar	160 - 200
Oil flow rate (rotation)	l/min	15 - 25
Oil pressure (opening - closing)	bar	180 - 250
Oil flow rate (opening - closing)	l/min	30 - 40
Size A	mm	1500
Size B	mm	980
Size C	mm	415
Size D	mm	1095
Size E	mm	855
Size F	mm	530
Size G	mm	555


OPTIONAL ACCESSORIES

Multi-purpose blade kit	Clam shell kit
Serrated side plate kit	Grip improvement kit
Rubber protection kit	Serrated side profile kit
12 V Electrical Kit (for 2 hose functionality)	24 Month Warranty


APPLICATION AREAS




Demolitions




Road works




Tunnels




Enclosed spaces




Pipelines



Urban construction sites



Maintaining landscape and agricultural areas



Forest maintenance