

SORTING GRAPPLE

# MB-G1200 S4



SPECIFICATIONS




Recommended excavator	ton	18 - 30
Weight	ton	1,65
Capacity (claws closed)	m³	0,71
Rotation	Degree	360°
Oil pressure (rotation)	bar	200 - 250
Oil flow rate (rotation)	l/min	30 - 40
Oil pressure (opening - closing)	bar	300 - 350
Oil flow rate (opening - closing)	l/min	70 - 90
Size A	mm	2115
Size B	mm	1450
Size C	mm	590
Size D	mm	1670
Size E	mm	1185
Size F	mm	810
Size G	mm	1235


OPTIONAL ACCESSORIES

Multi-purpose blade kit	Clam shell kit
Grip improvement kit	Rubber protection kit
Rotation power extender kit	12 V Electrical Kit (for 2 hose functionality)
Remote power control system	24 Month Warranty


APPLICATION AREAS




Demolitions




Road works




Quarry




Mines




Tunnels




Enclosed spaces




Pipelines



Urban construction sites



Maintaining landscape and agricultural areas



Forest maintenance

