

MB-L200 S2 BUCKET CRUSHER

TOGETHER, THE FUTURE IS BUILT



MAXIMUM PERFORMANCE

High crushing power for superior productivity and faster results.



COMPACT & VERSATILE

Perfect for tight spaces and easy to transport between job sites.



BUILT TO LAST

Robust construction and premium components for ultimate durability.



SCAN HERE

CRUSH MORE. DO MORE.
BUILT FOR DEMOLITION. MADE FOR RESULTS.




MB-L200 S2

BUCKET CRUSHER

PROUDLY DISTRIBUTED BY

MCM



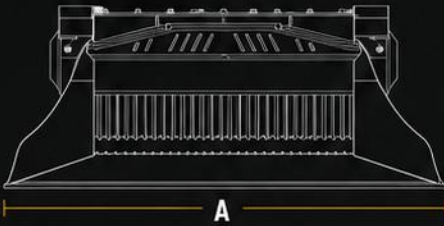
SPECIFICATIONS

Recommended excavator	ton	12 - 17
Recommended backhoe loader	ton	7 - 12
Recommended skid steer loader*	ton	6 - 8
Weight	ton	1,5
Load capacity	m ³	0,43
Pressure	bar	200 - 280
Back pressure	bar	< 10
Oil flow rate*	l/min	120 - 200
Crusher mouth width	mm	1185
Crusher mouth height	mm	280
Size A	mm	2030
Size B	mm	1435
Size C	mm	835

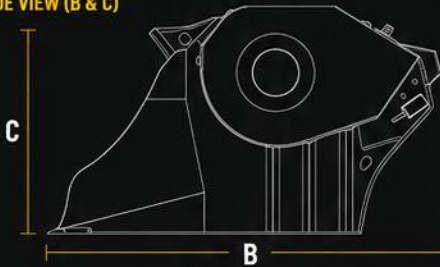
* Please verify machine's Rated Operating Capacity.

* The minimum hydraulic flow rate value must be alongside the required operating pressure.

FRONT VIEW (A)



SIDE VIEW (B & C)



OPTIONAL ACCESSORIES

Dust suppression kit

Hour meter

24 Month Warranty

APPLICATION AREAS



Demolitions



Road works



Inert material
recycling



Urban construction
sites

www. **MCMGROUP**.co.za

CAPE TOWN

9 Karee Rd, Kraaifontein Industria,
Cape Town, 7570

SALES | (+27) 21 001 8686

✉ ruan@mcmco.co.za

GEORGE

Jura Lands, Beach Road,
Hansmoeskraal, George, 6529

SALES | (+27) 44 878 2917

✉ chris@mcmco.co.za

FREE STATE

Bloem Showgrounds, Curie Avenue,
Generaal De Wet, Bloemfontein, 9301

SALES | (+27) 84 022 7300

✉ clarence@mcmco.co.za

GAUTENG

26 Sterling Rd, Unit 1, Samrand
Business Park, Midrand, 0117

SALES | (+27) 12 030 3451

✉ sales@mcmco.co.za