




EVERUN ER425T FRONT END LOADER

Proudly Distributed By **MCM**



 Instagram: @mcm.company


 Facebook: MCM Group

 Website: www.MCMGROUP.co.za


TECHNICAL SPECIFICATIONS

EVERUN ER425T FRONT END LOADER

Proudly Distributed By MCM

 **Rated Load** | 2500kg

 **Rated Power** | 70kW

 **Net Weight** | 5500kg



The ER425T delivers heavy-duty articulation and an oscillating floating function for superior performance in varied terrain. Ideal for construction and agricultural applications. A lift-up engine hood ensures easy maintenance, while the iron powder rear bumper enhances stability. Batteries are conveniently positioned for easy charging. Streamlined, modern design meets the demands of today's professionals.

1 ENGINE DETAILS

| | |
|-------------|---|
| Model | Xichai 4DX22-96 Engine |
| Engine Type | In-line Arrangement, Water-cooled, Four-cycle Diesel Engine |
| Rated Power | 70kW |
| Rated Speed | 2400 r/min(rpm) |
| Max Torque | 330N.m |

2 BUCKET

| | |
|-----------------|--------------------------|
| Bucket Capacity | 0.72m ³ |
| Bucket Type | Heavy-duty Bolt On Teeth |
| Rated Load | 2500kg |

3 TRANSMISSION SYSTEM

| | |
|---------------------------------|----------------------------|
| Model | Hydraulic Torque Converter |
| Model / Converter | 280 |
| Gear Box Mode | Fixed-spindle |
| Gear Shift | F2/R2 |
| Shift Gear Control Oil Pressure | 1.3±0.2 |

4 OPERATING SPECIFICATIONS

| | |
|------------------------|---|
| Steering System | Articulated Frame With Hydraulic Power Steering |
| Minimum Turning Radius | 5460mm |
| Driving System | Hydraulic Converter |
| Net Weight | 5500kg |

5 OVERALL DIMENSIONS

| | |
|-----------------------------------|--------|
| Overall Length (bucket on ground) | 5710mm |
| Overall Height | 2800mm |
| Overall Width | 2040mm |

6 BRAKE SYSTEM

| | |
|---------------|---|
| Service Brake | Four Wheel Hydraulic Spread-shoed Brake |
| Parking Brake | Hand Operated |

7 TYRE



| | |
|--------------------|----------|
| Type Specification | 16/70-20 |
|--------------------|----------|

KEY FEATURES



| | | | | |
|--|---|--|--|---|
| <p>1</p>  <p>Easily accessible lubrication points</p> | <p>2</p>  <p>Short hydraulic hose lengths</p> | <p>3</p>  <p>ROPS & FOPS cabin with maintenance port</p> | <p>4</p>  <p>Ergonomic joystick</p> | <p>5</p>  <p>Large selection of attachments</p> |
|--|---|--|--|---|

www.MCMGROUP.co.za



CAPE TOWN
9 Karee Rd, Kraaifontein Industria,
Cape Town, 7570

 SALES (+27) 21 001 8686
 ruan@mcmco.co.za



GEORGE
Jura Lands, Beach Road,
Hansmoeskraal, George, 6529

 SALES (+27) 44 878 2917
 chris@mcmco.co.za

FREE STATE
Bloem Showgrounds, Curie Avenue,
Generaal De Wet, Bloemfontein, 9301

 SALES (+27) 84 022 7300
 clarence@mcmco.co.za

GAUTENG
26 Sterling Rd, Unit 1, Samrand
Business Park, Midrand, 0117

 SALES (+27) 12 030 3451
 sales@mcmco.co.za