






MCM

CL50



 TIPPING LOAD 1800 kg	 ENGINE POWER 50 hp	 SPEED 20 km/h	 FLOW RATE 82 l/min	 LIFT HEIGHT 3.16 m
---	--	---	--	--

Technical Specifications

Model	CL50
Engine	Yanmar 4TNV94L
Power	50HP
Fuel	Diesel
Transmission	4WD Hydrostatic
Drive Speed	13 - 20 km/h
Working Hydraulic Flow	82 l/min
*Max. Lift Height (Extended)	3.16 m
*Max. Lift Height (Retracted)	2.52 m
Lifting Capacity	1500 kg
Min. Turning Radius	2818 mm
Max. Turning Angle	45 degrees
Operating Weight	2300 kg
Fuel Tank Capacity	32 l
Battery Capacity	70 Ah
Standard Tires	31x15.5-15
Overall Dimensions (L*W*H)	3410x1500x2350

Standard Features

- 4WD Direct Drive Hydrostatic Motors
- DBS(Dynamic Block System)
- Self-levelling Telescopic Boom
- Hydraulic Multiconnector/Quick Hitch
- Boom Floating Function
- Multifunctional Hydraulic Joystick
- ROPS-FOPS Level 1 Steel Canopy
- Removable Steel Canopy
- Counterweights (2x210kg)
- Fully Adjustable Seat
- Standard Bucket

Powered by
YANMAR

Optional Attachments

There are over 60 attachments to choose from; each with its own unique application.

*Lifting heights were measured while equipped with standard bucket.

**Terms and Conditions apply. Under our policy of continuous improvement, MCM reserves the right to change technical data and design without prior notice.