



 TIPPING LOAD <b>1000</b> kg	 ENGINE POWER <b>38</b> hp
 SPEED <b>13</b> km/h	 FLOW RATE <b>67</b> l/min
	 LIFT HEIGHT <b>3</b> m

## Technical Specifications

Model	CL40
Engine	Changchai ZN390B
Power	28.5kW/38HP
Fuel	Diesel
Transmission	4WD Hydrostatic
Drive Speed	10 - 13 km/h
Working Hydraulic Flow	67 L/min
Max. Lift Height (Extended)	3 m
Max. Lift Height (Retracted)	2.48 m
Lifting Capacity	800 kg
Min. Turning Radius	2480 mm
Max. Turning Angle	45 degrees
Operating Weight	1860 kg
Fuel Tank Capacity	23 L
Battery Capacity	60 Ah
Standard Tires	26&12-12
Overall Dimensions (L*W*H)	2600x1240x2230

## Standard Features

- 4WD Direct Drive Hydrostatic Motors
- DBS (Dynamic Block System)
- Self-levelling Telescopic Boom
- Hydraulic Multiconnector/Quick Hitch
- Boom Floating Function
- Multifunctional Hydraulic Joystick
- ROPS-FOPS Level 1 Canopy
- Removable Steel Canopy
- Counterweights (2x92kg)
- Fully Adjustable Seat
- Standard Bucket SB4000

## Optional Attachments

There are over 60 attachments to choose from; each with its own unique application.

\*Terms and Conditions apply.

Under our policy of continuous improvement, MCM reserves the right to change technical data and design without prior notice.